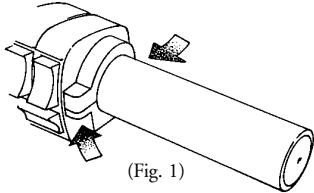


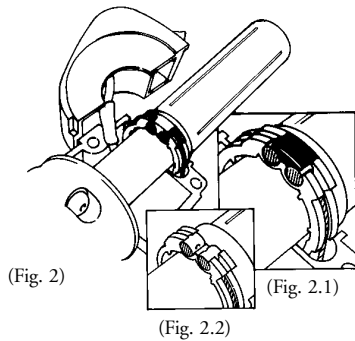
SACTM

Cruise Control Grips Installation

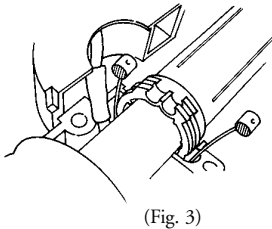
1. Open the throttle housing top section by removing the two screws. (Fig. 1)



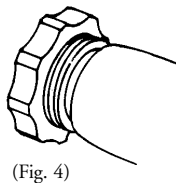
2. With the top section held open, locate the two throttle cables & barrels (Fig. 2) With a sharp knife, trim away the top plastic retaining section of the throttle sleeve (fig. 2.1). When cut away, it should look like figure 2.2.



3. Pull out and away the two throttle barrels and wires. Be careful not to allow barrels to slide down cables. (Fig. 3)

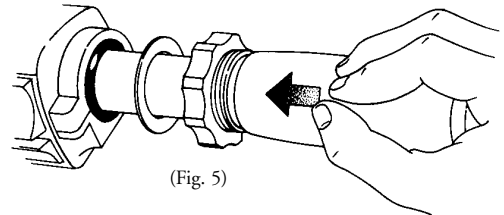


4. Remove the throttle sleeve and replace it with the new one supplied with your grips. Reassemble barrels into the new sleeve.
5. Replace the throttle housing top section and secure it with the two screws removed from step one.
6. Unscrew the knurled ring on the throttle side grip so two threads are showing. (Fig. 4)



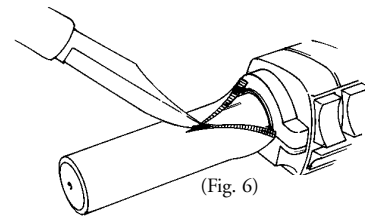
7. On the new throttle sleeve, slide on the other black rubber o-ring so that it is in contact with the throttle housing. Follow with the black teflon ring.
8. Apply glue to the throttle sleeve. Most of the glue should be applied to the end of the sleeve away from the throttle housing.

7. Slide the grip onto throttle sleeve with one strong push (Fig. 5). Be sure not to get any glue into the space between the throttle sleeve and the throttle sleeve housing, as well as the space between the throttle sleeve and the handle bar. Wipe up any excess glue immediately. Allow 6 hours for glue to set before using.

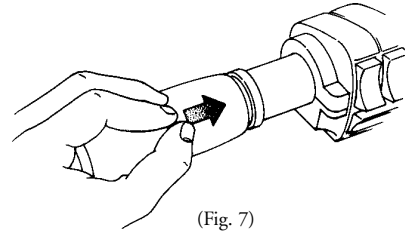


Clutch Side

1. Remove existing clutch side grip by carefully cutting it away from the handlebar with a sharp knife.(Fig 6)

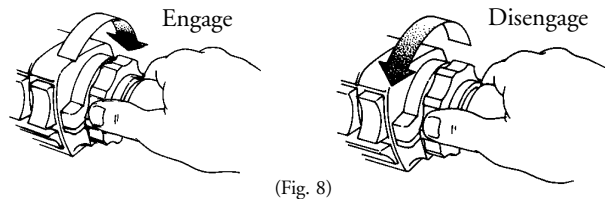


2. Apply glue to the bar. Most of the glue should be applied to the end of the bar away from the switch housing.
3. Slide the grip onto the bar with one strong push (Fig. 7). Wipe up any excess glue immediately. Allow 6 hours for glue to set before using.



Operation

By adjusting the knurled ring you may increase or decrease drag on the throttle as you wish. (Fig. 8)



Maintenance

Threads on the cruise control come pre-greased. Occasionally lubricate threads on cruise control to ensure optimum performance. White lithium grease or oil are recommended for lubrication.